

**MAPS 2019-1 LIMITED
AND SUBSIDIARIES**

Directors' report and consolidated financial statements

For the financial year ended 31 March 2021

Registered number *51446 (Bermuda)*

MAPS 2019-1 Limited

Consolidated non-statutory financial statements for MAPS Group

<i>Contents</i>	<i>Page</i>
Company information	2
Statement of Directors' responsibilities	3
Independent auditors' report	4 - 7
Consolidated statement of comprehensive income	8
Consolidated statement of financial position	9
Consolidated statement of changes in equity	10
Consolidated statement of cash flows	11
Notes to the financial statements	12 - 35

Company Definitions

MAPS	MAPS 2019-1 Limited, a limited liability company organised under the laws of Bermuda with its registered office located at Clarendon House, 2 Church Street, Hamilton, HM11, Bermuda.
MAPS Group	MAPS and its consolidated subsidiaries.
Financial Year	The year from 1 April 2020 to 31 March 2021

MAPS 2019-1 Limited

Company information

Directors	Michael Gannon Keith MacDonald Lisa Hand
Secretary	PAFS Ireland Ltd. Unit J, Block 1 Shannon Business Park Shannon Co. Clare Ireland
Company registration number	47927
Registered office	Clarendon House 2 Church Street Hamilton HM11 Bermuda
Independent auditors	PricewaterhouseCoopers Chartered Accountants and Statutory Audit Firm One Spencer Dock North Wall Quay Dublin 1 Ireland
Solicitors	A&L Goodbody 28 North Wall Quay North Wall Dublin 1 Ireland

MAPS 2019-1 Limited

Statement of Directors' responsibilities

The Directors are responsible for preparing these non-statutory consolidated financial statements which give a true and fair view of the state of affairs of Group and of the profit or loss of the Group for that year.

The Directors have elected to prepare the consolidated financial statements in accordance with International Financial Reporting Standards (IFRSs) as issued by the IASB.

In preparing these non-statutory consolidated financial statements, the Directors:


- Select suitable accounting policies and then apply them consistently;
- Make judgments and accounting estimates that are reasonable and prudent;
- State that the financial statements comply with IFRSs as issued by the IASB; and
- Prepare the non-statutory consolidated financial statements on the going concern basis unless it is inappropriate to presume that the Group will continue in business.

The Directors are responsible for keeping proper books of account that disclose with reasonable accuracy at any time the financial position of the Group. They are also responsible for safeguarding the assets of the Group and hence for taking reasonable steps for the prevention and detection of fraud and other irregularities.

Approved by the board and authorised for issue on 29 June 2021.



Michael Gannon
Director



Lisa Hand
Director



Independent auditors' report to the directors of MAPS 2019-1 Limited

Report on the audit of the consolidated non-statutory financial statements

Opinion

In our opinion, MAPS 2019-1 Limited's consolidated non-statutory financial statements (the "financial statements"):

- give a true and fair view of the group's assets, liabilities and financial position as at 31 March 2021 and of its loss and cash flows for the year then ended; and
- have been properly prepared in accordance with International Financial Reporting Standards ("IFRSs") as issued by the International Accounting Standards Board (IASB).

We have audited the financial statements which comprise:

- the Consolidated statement of financial position as at 31 March 2021;
 - the Consolidated statement of comprehensive income for the year then ended;
 - the Consolidated statement of cash flows for the year then ended;
 - the Consolidated statement of changes in equity for the year then ended; and
 - the notes to the financial statements, which include a description of the significant accounting policies.
-

Basis for opinion

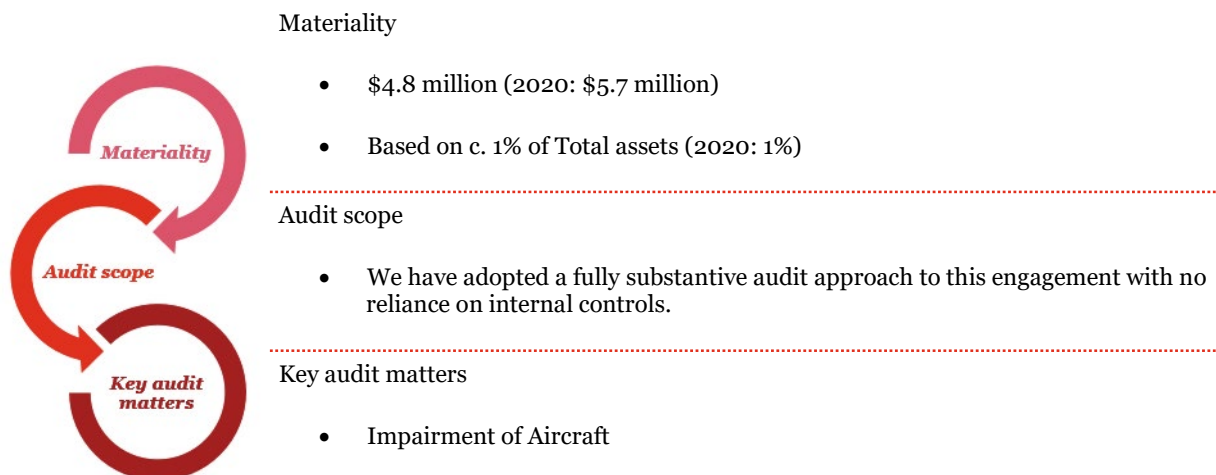
We conducted our audit in accordance with International Standards on Auditing (Ireland) ("ISAs (Ireland)"). Our responsibilities under ISAs (Ireland) are further described in the Auditors' responsibilities for the audit of the financial statements section of our report. We believe that the audit evidence we have obtained is sufficient and appropriate to provide a basis for our opinion.

Independence

We remained independent of the group in accordance with the ethical requirements that are relevant to our audit of the financial statements in Ireland, which includes IAASA's Ethical Standard as applicable to listed entities, and we have fulfilled our other ethical responsibilities in accordance with these requirements.

Our audit approach

Overview





The scope of our audit

As part of designing our audit, we determined materiality and assessed the risks of material misstatement in the financial statements. In particular, we looked at where the directors made subjective judgements, for example in respect of significant accounting estimates that involved making assumptions and considering future events that are inherently uncertain. As in all of our audits we also addressed the risk of management override of internal controls, including evaluating whether there was evidence of bias by the directors that represented a risk of material misstatement due to fraud.

Key audit matters

Key audit matters are those matters that, in the auditors' professional judgement, were of most significance in the audit of the financial statements of the current period and include the most significant assessed risks of material misstatement (whether or not due to fraud) identified by the auditors, including those which had the greatest effect on: the overall audit strategy; the allocation of resources in the audit; and directing the efforts of the engagement team. These matters, and any comments we make on the results of our procedures thereon, were addressed in the context of our audit of the financial statements as a whole, and in forming our opinion thereon, and we do not provide a separate opinion on these matters. This is not a complete list of all risks identified by our audit.

Key audit matter	How our audit addressed the key audit matter
<p><i>Impairment of Aircraft</i></p> <p>Refer to accounting policy on aircraft and depreciation, critical accounting estimates and judgements on page 20 and note 7 to the financial statements as well as the impact of Covid-19 on pages 13 and 14.</p> <p>Management performs an assessment on all aircraft held at year end to identify if there has been a trigger for impairment and calculate the resulting impairment charge. The assessment is carried out on an individual aircraft level and requires the exercise of judgement regarding inputs to future cash flow projections, including future lease rates and discount rates.</p> <p>The carrying value of aircraft on the balance sheet at year end is \$479.9m with current year impairments of \$34.1m. Based on the above, we determined the impairment assessment to be a key audit matter as it is a significant and judgemental item within the financial statements.</p>	<p>We assessed the appropriateness of cash flow projections and challenged management's assumptions and inputs into the model such as the future lease rates, renewal assumptions and residual values, including how management have incorporated the uncertainties arising from Covid-19.</p> <p>We considered the overall outcome by reference to publicly available evidence from peer organisations and our knowledge of overall market information for comparable aircraft types.</p> <p>We assessed the adequacy of disclosures related to impairment and the potential impact of Covid-19 in the notes to the financial statements.</p> <p>We have no matters to report based on our procedures.</p>

How we tailored the audit scope

We tailored the scope of our audit to ensure that we performed enough work to be able to give an opinion on the financial statements as a whole, taking into account the structure of the group, the accounting processes and controls, and the industry in which the group operates.

The consolidated non-statutory financial statements include the results of MAPS 2019-1 and its subsidiaries. All intercompany profits, transactions and account balances are eliminated on consolidation.

The non-statutory consolidated financial statements of the Group are prepared in accordance with International Financial Reporting Standards ("IFRS") as issued by the International Accounting Standards Board. The non-statutory consolidated financial statements are prepared under the historical cost convention.

Our work involved the audit of all material line items and balances within the financial statements. All work was performed centrally by PwC Dublin, Ireland. There was no involvement of component auditors.

Materiality

The scope of our audit was influenced by our application of materiality. We set certain quantitative thresholds for materiality. These, together with qualitative considerations, helped us to determine the scope of our audit and the nature, timing and extent of our audit procedures on the individual financial statement line items and disclosures and in evaluating the effect of misstatements, both individually and in aggregate on the financial statements as a whole.



Based on our professional judgement, we determined materiality for the financial statements as a whole as follows:

Overall group materiality	\$4.8 million (2020: \$5.7 million).
How we determined it	Circa 1% of Total assets.
Rationale for benchmark applied	Using our professional judgement, we have considered the identified risks for our audits, being the valuation of the aircraft, the focus by the users of the accounts on the value of the assets, the fact that the majority of the significant balances in the profit and loss account are influenced by the value of the assets, and the considerations set out in ISA 320 in determining materiality, we conclude that setting materiality based on a % of total assets in respect of the balance sheet financial statement line items is the most appropriate benchmark.

We agreed with the Board that we would report to them misstatements identified during our audit above \$240,000 (2020: \$286,000) as well as misstatements below that amount that, in our view, warranted reporting for qualitative reasons.

Conclusions relating to going concern

Our evaluation of the directors' assessment of the group and company's ability to continue to adopt the going concern basis of accounting included:

- obtaining and evaluating management's going concern assessment for the going concern period which covers twelve months from the date of approval of the financial statements;
- evaluating the non-recourse terms of the debt securities issued by the company whereby the obligations of the company in respect of interest and principal repayments are restricted to specified assets of the company and the related cashflows;
- obtaining and evaluating the Company's liquidity position and plans for the period of assessment and in particular the assessment of the liquidity lines available to the entity;
- considering the adequacy of the going concern disclosures included in the financial statements in order to assess whether the disclosures were appropriate and in accordance with reporting standards.

Based on the work we have performed, we have not identified any material uncertainties relating to events or conditions that, individually or collectively, may cast significant doubt on the group's ability to continue as a going concern for a period of at least twelve months from the date on which the financial statements are authorised for issue.

In auditing the financial statements, we have concluded that the directors' use of the going concern basis of accounting in the preparation of the financial statements is appropriate.

However, because not all future events or conditions can be predicted, this conclusion is not a guarantee as to the group's ability to continue as a going concern.

Our responsibilities and the responsibilities of the directors with respect to going concern are described in the relevant sections of this report.

Reporting on other information

The other information comprises all of the information in the Directors' report and consolidated financial statements other than the financial statements and our auditors' report thereon. The directors are responsible for the other information. Our opinion on the financial statements does not cover the other information and, accordingly, we do not express an audit opinion or, except to the extent otherwise explicitly stated in this report, any form of assurance thereon.

In connection with our audit of the financial statements, our responsibility is to read the other information and, in doing so, consider whether the other information is materially inconsistent with the financial statements or our knowledge obtained in the audit, or otherwise appears to be materially misstated. If we identify an apparent material inconsistency or material misstatement, we are required to perform procedures to conclude whether there is a material misstatement of the financial statements or a material misstatement of the other information. If, based on the work we have performed, we conclude that there is a material misstatement of this other information, we are required to report that fact. We have nothing to report based on these responsibilities.



Responsibilities for the financial statements and the audit

Responsibilities of the directors for the financial statements

As explained more fully in the Directors' Responsibilities Statement set out on page 3, the directors are responsible for the preparation of the financial statements in accordance with the applicable framework and for being satisfied that they give a true and fair view.

The directors are also responsible for such internal control as they determine is necessary to enable the preparation of financial statements that are free from material misstatement, whether due to fraud or error.

In preparing the financial statements, the directors are responsible for assessing the group's ability to continue as a going concern, disclosing as applicable, matters related to going concern and using the going concern basis of accounting unless the directors either intend to liquidate the group or to cease operations, or have no realistic alternative but to do so.

Auditors' responsibilities for the audit of the financial statements

Our objectives are to obtain reasonable assurance about whether the financial statements as a whole are free from material misstatement, whether due to fraud or error, and to issue an auditors' report that includes our opinion. Reasonable assurance is a high level of assurance, but is not a guarantee that an audit conducted in accordance with ISAs (Ireland) will always detect a material misstatement when it exists. Misstatements can arise from fraud or error and are considered material if, individually or in the aggregate, they could reasonably be expected to influence the economic decisions of users taken on the basis of these financial statements.

Our audit testing might include testing complete populations of certain transactions and balances, possibly using data auditing techniques. However, it typically involves selecting a limited number of items for testing, rather than testing complete populations. We will often seek to target particular items for testing based on their size or risk characteristics. In other cases, we will use audit sampling to enable us to draw a conclusion about the population from which the sample is selected.

A further description of our responsibilities for the audit of the financial statements is located on the IAASA website at:

https://www.iaasa.ie/getmedia/b2389013-1cf6-458b-9b8f-a98202dc9c3a/Description_of_auditors_responsibilities_for_audit.pdf

This description forms part of our auditors' report.

Use of this report

This report, including the opinion, has been prepared for and only for the company's directors as a body for Purposes in accordance with our engagement letter and for no other purpose. We do not, in giving these opinions, accept or assume responsibility for any other purpose or to any other person to whom this report is shown or into whose hands it may come save where expressly agreed by our prior consent in writing, in accordance with our engagement letter dated 10 May 2021 and for no other purpose. We do not, in giving this opinion, accept or assume responsibility for any other purpose or to any other person to whom this report is shown or into whose hands it may come, including without limitation under any contractual obligations of the company, save where expressly agreed by our prior consent in writing.

We draw attention to the fact that these financial statements have not been prepared under section 293 of the Companies Act 2014 and are not the company's statutory financial statements.

A handwritten signature in blue ink that reads 'PricewaterhouseCoopers'.

PricewaterhouseCoopers
Chartered Accountants
Dublin
30th June 2021

MAPS 2019-1 Limited

Consolidated statement of comprehensive income For the financial year ended 31 March 2021

	<i>Note</i>	Year ended 31 March 2021 US\$	Year ended 31 March 2020 US\$
Lease Revenue	<i>1</i>	63,514,527	65,568,507
Supplemental rent income	<i>1</i>	9,216,379	3,281,287
Other income	<i>1</i>	260,870	959,447
Depreciation and impairment	<i>7</i>	<u>(65,920,397)</u>	<u>(52,622,743)</u>
Gross Profit		7,071,379	17,186,498
Operating expenses	<i>3</i>	<u>(19,697,295)</u>	<u>(6,088,852)</u>
(Loss)/profit on ordinary activities before interest		(12,625,916)	11,097,646
Interest expense	<i>2</i>	<u>(19,323,400)</u>	<u>(20,773,187)</u>
Loss on ordinary activities before taxation		(31,949,316)	(9,675,541)
Tax on loss on ordinary activities	<i>5</i>	<u>723,052</u>	<u>747,224</u>
Loss for the financial year		(31,226,264)	(8,928,317)
Other comprehensive income			
Items that will not be reclassified to profit or loss		<u>-</u>	<u>-</u>
Total comprehensive expense for the financial year		(31,226,264)	(8,928,317)

The notes on page 12 to 35 form an integral part of these financial statements.

MAPS 2019-1 Limited


Consolidated statement of financial position As at 31 March 2021

	<i>Note</i>	31 March 2021 US\$	31 March 2020 US\$
Non-current assets			
Aircraft	7	479,884,332	544,703,944
Total non-current assets		<u>479,884,332</u>	<u>544,703,944</u>
Current assets			
Cash and cash equivalents	9	659	357
Restricted cash	9	17,080,165	21,165,877
Trade and other receivables	10	11,163,442	7,983,289
Total current assets		<u>28,244,266</u>	<u>29,149,523</u>
Total assets		<u>508,128,598</u>	<u>573,853,467</u>
Equity			
Share capital	11	10	10
Accumulated losses		<u>(77,707,898)</u>	<u>(46,481,634)</u>
Total shareholders' equity		<u>(77,707,888)</u>	<u>(46,481,624)</u>
Non-current liabilities			
Loans and borrowings	13	504,148,246	525,102,060
Deferred tax	5	-	723,052
Trade and other payables	12	80,154,580	73,718,448
Total non-current liabilities		<u>584,302,826</u>	<u>599,543,560</u>
Current liabilities			
Current tax payable	5	-	-
Trade and other payables	12	1,533,660	20,791,531
Total current liabilities		<u>1,533,660</u>	<u>20,791,531</u>
Total liabilities and equity		<u>508,128,598</u>	<u>573,853,467</u>

Signed on behalf of the board:



Michael Gannon
Director



Lisa Hand
Director

Date: 29 June 2021

The notes on pages 12 to 35 form an integral part of these financial statements.

MAPS 2019-1 Limited

Consolidated statement of changes in equity For the financial year ended 31 March 2021

Year ended 31 March 2021	Share Capital	Accumulated Losses	Total Equity
	US\$	US\$	US\$
Balance as at 1 April 2020	10	(46,481,634)	(46,481,624)
Loss for the year	-	(31,226,264)	(31,226,264)
Balance as at 31 March 2021	10	(77,707,898)	(77,707,888)
Year ended 31 March 2020	Share Capital	Accumulated Losses	Total Equity
	US\$	US\$	US\$
Balance as at 1 April 2019	10	(37,553,317)	(37,553,307)
Loss for the year	-	(8,928,317)	(8,928,317)
Balance as at 31 March 2020	10	(46,481,634)	(46,481,624)

MAPS 2019-1 Limited

Consolidated statement of cash flows For the financial year ended 31 March 2021

	31 March 2021 US\$	31 March 2020 US\$
Cash flows from operating activities		
Net loss for the year	(31,226,264)	(8,928,317)
<u>Adjustments for:</u>		
Depreciation	31,816,649	33,483,414
Impairment	34,103,748	19,139,329
Amortisation of debt issuance costs	1,011,760	1,011,760
Interest expense	18,311,640	19,761,427
Increase in trade and other receivables	(3,180,152)	(2,970,711)
Decrease in accrued expenses and other liabilities	(858,085)	(3,897,760)
(Decrease)/increase in deferred income	(5,658,988)	1,256,876
Decrease in maintenance reserves	(6,459,825)	(5,515,917)
(Decrease)/increase in security deposits payable	(527,000)	402,500
Net cash inflows from operating activities	<u>37,333,483</u>	<u>53,742,601</u>
Cash flows from investing activities		
Movement in aircraft assets	(1,100,785)	(5,494,368)
Movement in restricted cash	4,085,712	23,645,371
Net cash inflow from investing activities	<u>2,984,927</u>	<u>18,151,003</u>
Cash flows from financing activities		
Repayment of loans and borrowings	(21,965,574)	(52,049,054)
Interest paid	(18,352,534)	(19,844,291)
Net cash outflows from financing activities	<u>(40,318,108)</u>	<u>(71,893,345)</u>
Net increase in cash and equivalents	302	259
Cash and cash equivalents at the beginning of the year	<u>357</u>	<u>98</u>
Cash and cash equivalents at the end of the year	<u>659</u>	<u>357</u>

The notes on pages 12 to 35 form an integral part of these financial statements.

MAPS 2019-1 Limited

Notes to the financial statements
For the financial year ended 31 March 2021

Statement of accounting policies

Description of business

MAPS is a limited liability company organised under the laws of Bermuda which is managed and controlled through its board of Directors in Ireland. MAPS is resident in Ireland for tax purposes. MAPS has a single class of common equity shares, all of which is held by a Bermudan Trust for such purposes under Bermudan law as the trustee may select. MAPS was incorporated on 12 July 2013.

On 16 January 2019, MAPS changed its name from RISE Limited to MAPS 2019-1 Limited.

On 15 March 2019, as part of a refinancing of its debt obligations MAPS issued Series A Notes, Series B Notes and Series C Notes, in the outstanding principal amounts of \$325,675,000, \$72,372,000 and \$31,017,000 respectively, in each case pursuant to the Credit Agreement. To secure repayment of the Notes, the Bermudan Trustee pledged its interest in the common shares to Deutsche Bank Trust Company, as Security Trustee. In addition MAPS issued an E Note in the initial outstanding amount of \$160,000,000 to Merx Aviation Finance Assets Ireland Limited. There is no interest rate attached to the E Note. All excess cash flows should be distributed to the E Note investor in accordance with the Priority of Payments.

Basis of preparation

The non-statutory consolidated financial statements of the Group are prepared in accordance with International Financial Reporting Standards ("IFRS") as issued by the International Accounting Standards Board. The non-statutory consolidated financial statements are prepared under the historical cost convention. Given that the obligations towards the note holders are limited to the net proceeds (after expenses) generated from the utilisation and sale of the aircraft and engine assets, the Directors have concluded that it is appropriate to prepare the non-statutory consolidated financial statements on a going concern basis.

The preparation of non-statutory consolidated financial statements in conformity with IFRS requires the use of certain critical accounting estimates. It also requires management to exercise its judgment in the process of applying the Group's accounting policies. The estimates and associated assumptions are based on historical experience and various other factors that are believed to be reasonable under the circumstances. Actual results may differ from these estimates.

The estimates and underlying assumptions are reviewed on an ongoing basis. Revisions to accounting estimates are recognised in the financial year in which the estimate is revised if the revision affects that financial year or in the financial year of the revision and future financial years if the revision affects both the current and future financial years. The areas involving a higher degree of judgment or complexity, or areas where assumptions and estimates are significant to the financial statements are disclosed below.

MAPS 2019-1 Limited

Notes to the financial statements
For the financial year ended 31 March 2021

Statement of accounting policies (continued)

COVID-19

As a result of the rapid spread of the novel coronavirus, COVID-19, throughout the world, on March 11, 2020, the World Health Organization (“WHO”) classified the virus as a pandemic. The speed with which the effects of the COVID-19 pandemic have changed the worldwide economic landscape, outlook, and in particular the travel industry, has been swift and unexpected. The unprecedented and rapid spread of COVID-19 and the related travel restrictions and social distancing measures implemented throughout the world have significantly reduced demand for air travel. After initially impacting air travel service to China beginning in January 2020, the spread of the virus and the resulting global pandemic next affected the majority of the international network.

Beginning in March 2020, large public events were cancelled, governmental authorities began imposing restrictions on non-essential activities, businesses suspended travel and popular leisure destinations temporarily closed to visitors. Certain countries that are key markets for business have imposed bans on international travellers for specified periods or indefinitely. As a result, demand for travel declined at an accelerated pace, which has had an unprecedented and materially adverse impact on revenues and financial position of airline companies. The length and severity of the reduction in demand due to the pandemic is uncertain; while we are expecting for a modest demand recovery per the Company’s going concern assessment, the exact timing and pace of the recovery is uncertain given the significant impact of the pandemic on the global economy. Airlines have taken numerous measures with respect to expense and liquidity management to minimize the impact of the pandemic. Additionally, central governments across the globe have taken initiatives to provide, relief, and economic security to the airlines.

MAPS Group’s financial condition depends on the ability of its’ lessees to perform their payment and other obligations under their respective leases. The downturn in the aviation industry resulting from COVID-19 could weaken the financial condition and exacerbate the liquidity problems of some of MAPS Group’s lessees, and increases the risk that they will delay, reduce or fail to make rental payments when due. In addition, the downturn in the future could result in lower utilization of MAPS Group’s aircraft assets and could impact its’ ability to lease or sell its’ aircraft. All of these actual and potential developments arising from the outbreak of COVID-19 could materially and adversely affect MAPS Group’s financial condition, results and cash flows.

MAPS 2019-1 Limited

Notes to the financial statements For the financial year ended 31 March 2021

Statement of accounting policies (continued)

Beginning in the first calendar quarter of 2020 MAPS Group began receiving requests from lessees for accommodations such as deferral of lease payments or other lease concessions. The Servicer reviews these on a case by case basis. In some cases, lease extensions or other amendments were also negotiated as part of the deferral accommodations. As of 31 March 2021, the MAPS Group has rent deferrals with five of its fourteen lessees with respect to eight aircraft. This amounts to approximately \$4.0 million in lease payments, which represents approximately 6% of MAPS Group's total revenue for fiscal year ended 31 March 2021. The Servicer remains in active discussions with the other airline customers and expect to continue to provide accommodation arrangements on a case-by-case basis.

While lease deferrals may delay MAPS Group's receipt of cash, MAPS Group generally recognise the lease revenue during the period even if a deferral is provided to the lessee, unless it is determined that collection is not reasonably assured. MAPS Group monitors all lessees with past due lease payments and discuss relevant operational and financial issues facing those lessees in order to determine an appropriate course of action. As of 31 March 2021, MAPS Group created an expected credit loss of \$14,688,420 which represents approximately 23% of aggregate lease revenue for the year ended March 31, 2021.

Depending on the severity and longevity of the COVID-19 pandemic, the efforts taken to reduce its spread and the possibility of a resurgence of COVID-19, some of MAPS Group's lessees may return aircraft before the return date in their lease agreement or experience insolvency or initiate bankruptcy or similar proceedings that result in aircraft being returned to MAPS Group. If this occurs, MAPS Group may not be able to reposition the aircraft with other airlines as quickly as it would have historically been able to do or may incur increased costs in repositioning such aircraft. As a result, MAPS Group's revenues and collection rates would decline.

The future cash flows supporting the carrying value of the aircraft are based on current lease contracts and MAPS Group's estimates of future lease rates, useful lives and residual values for these aircraft. As a result of the COVID-19 outbreak and its impact on the aviation industry and the global economic environment, there is more uncertainty regarding the future cash flows relating to our aircraft. A reduction in the future expected cash flows relating to the aircraft could result in impairment losses that could be material to MAPS Group's financial results. In considering whether impairment exists, as of March 31, 2021, the Directors have estimated future cash flows from the asset discounted at a rate of 6.50%. Based upon the results of quantitative tests, MAPS Group recorded an impairment charge of \$34,103,748 on six aircraft.

MAPS 2019-1 Limited

Notes to the financial statements
For the financial year ended 31 March 2021

Statement of accounting policies (continued)

The Company's assumptions about future conditions important to its assessment of potential impairment of its amortizable assets, and receivables, including the impacts of the COVID-19 pandemic and other ongoing impacts to its business, are subject to uncertainty, and the Company will continue to monitor these conditions in future periods as new information becomes available, and will update its analysis accordingly.

The main risks arising from the Group's financial instruments are currency risk, price risk, interest rate risk, operational risk, credit risk and liquidity risk. The key financial risks facing the Group are outlined in Note 17 of the consolidated financial statements.

Going Concern

While acknowledging the uncertainties that the COVID-19 is causing, the Directors have reached the conclusion that it is appropriate to prepare the consolidated financial statements on a going concern basis. This conclusion has been reached after the review of extensive forecasts and a range of scenario planning. In certain circumstances, the uncertainties are also mitigated by the financial supports currently being considered between the lessees and their respective governments.

The Directors will continue to monitor the impact of the COVID-19 virus on the activities of the Group.

The following principal accounting policies have been applied:

Basis of consolidation

The consolidated non-statutory financial statements include the results of MAPS and its subsidiaries. All intercompany profits, transactions and account balances are eliminated on consolidation.

Revenue recognition

Rental revenue from aircraft on operating lease is recognised as income as it accrues over the period of the lease. Where rentals are adjusted to reflect increases or decreases in prevailing interest rates such adjustments are accounted for as they arise. Lease rentals received in advance are deferred and recognised over the period to which they relate. Revenue from aircraft trading transactions is recognised as income when the contract for sale or supply of the relevant aircraft is substantially completed and the risk of ownership of the equipment is transferred.

Interest

Interest income and expense are recognised on an effective interest rate basis. The effective interest rate is the rate that discounts estimated cash flows associated with the financial instrument through the life of the instrument, or where appropriate, a shorter period, to the net carrying amount.

MAPS 2019-1 Limited

Notes to the financial statements
For the financial year ended 31 March 2021

Statement of accounting policies (continued)

Maintenance costs

The lessee has an obligation to pay for maintenance costs which arise during the term of the lease. In a large proportion of the lease contracts the lessee has the obligation to make a periodic payment of supplemental rent which is calculated with reference to the utilisation of airframes, engines and other major life-limited components during the lease. These supplemental rent rates are agreed in the terms of the lease contract. The supplemental rent collected is anticipated to cover maintenance costs when they arise. On the presentation of invoices and subsequent approval of the qualified maintenance expenditure, MAPS then has an obligation to contribute to the maintenance event.

Supplemental rent will be recognised on receipt as a liability in the maintenance reserve.

All amounts not refunded are recorded as lease revenue at lease termination. At the beginning of each new lease, accruals for lessor contributions representing net contractual obligations on the part of MAPS to contribute to the lessee's cost of the next planned major maintenance event, expected to occur during the lease, are established.

In other lease contracts, the lessee is required to re-deliver the aircraft in a similar maintenance condition (normal wear and tear accepted) as when accepted under the lease, with reference to major life limited components of the aircraft. To the extent that such components are re-delivered in a different condition than at acceptance, there is normally an end-of-lease compensation adjustment for the difference at delivery.

Taxation

Corporation tax is provided based on the taxable profits for the year. MAPS is subject to Irish corporation tax at a rate of 25%.

Deferred taxation is recognised in respect of all timing differences that have originated but not reversed at the balance sheet date. A provision is made at the rates expected to apply when the timing differences reverse. Timing differences are differences between the taxable profits and its results as stated in the financial statements that arise from the inclusion of gains and losses in taxable profits in periods different from those in which they are recognised in the financial statements.

A deferred tax asset is recorded where it is more likely than not to be recoverable. The recoverability of deferred tax assets is assessed annually by the Directors.

Aircraft and depreciation

Aircraft are stated at cost less accumulated depreciation and are depreciated at rates calculated to write off the cost of the assets to their estimated residual value of 10%, on a straight line basis, over their estimated useful economic lives. The current estimate of useful economic life is 25 years.

MAPS 2019-1 Limited

Notes to the financial statements For the financial year ended 31 March 2021

Statement of accounting policies (continued)

Aircraft related expenditure, which enhances the value of the aircraft (including elements of heavy maintenance checks relating to pre-acquisition usage) is capitalised and depreciated at rates calculated to write off the cost of the assets, on a straight line basis, over their remaining estimated useful lives.

Additional depreciation is charged to reduce the carrying value of specific assets to the recoverable amount where impairment is considered to have occurred. An impairment review is carried out when there has been an indication of impairment, usually on the basis of independent market appraisals and indications of market demand. Where the recoverable amount is greater than the carrying value, no adjustment is made.

Recoverable amount is the higher of the net realisable value and value in use. Net realisable value is the amount at which an asset could be disposed of less any direct selling costs, and value in use is the present value of future cash flows expected to be obtainable as a result of an asset's continued use, including those from contracted lease rentals, assumed future leases (not yet contracted) and estimated ultimate disposal proceeds.

Cash and cash equivalents

Cash and cash equivalents comprise of cash balances and money market mutual funds which are fully liquid with an initial maturity of 3 months or less.

Foreign currencies

Items included in the consolidated financial statements are measured using the currency of the primary economic environment in which the Group operates ("the functional currency"). The United States Dollar ("USD") is the currency that most closely reflects the economic effects of the underlying transactions, events and conditions. The consolidated financial statements will be presented in USD which is the functional and presentation currency of the Group. Foreign currency transactions are translated into the functional currency using the exchange rate prevailing at the dates of the transactions or valuation where items are re-measured. Foreign exchange gains and losses resulting from the settlement of such transactions and from the translation at financial year-end exchange rates of monetary assets and liabilities denominated in foreign currencies are recognised in the income statement.

MAPS 2019-1 Limited

Notes to the financial statements
For the financial year ended 31 March 2021

Statement of accounting policies (continued)

Security deposits

Security deposits on leased aircraft are generally paid by the lessee on the execution of the lease and are non-refundable during the term of the lease. The amounts are held as security for the timely and faithful performance by the lessee of its obligations during the lease and are included on the Consolidated Statement of Financial Position. The deposit may be applied against amounts owing from the lessee for rent or returned to the lessee on the termination of the lease. The lease deposits are classified as financial liabilities initially measured at fair value and subsequently at amortised cost.

Expected credit loss (“ECL”)

IFRS 9 requires the Group to record an allowance for ECLs for all in scope assets.

ECLs are recognised in three stages.

- For credit loss exposures for which there has not been a significant increase in credit risk since initial recognition, ECLs are provided for credit losses that result from default events that are within the next 12 months (a 12 month ECL).
- Those credit exposures for which there has been a significant increase in credit risk since initial recognition, a loss allowance is required for credit losses expected over the remaining life exposures, irrespective of the timing of the default (a lifetime ECL).
- For credit exposures that are credit impaired (i.e. have objective evidence of impairment at the reporting date), the company recognises lifetime expected credit losses for these financial assets.

The Group applies the first stage of ECL calculation where a financial asset has a low credit risk exposure, hence is deemed not to have suffered significant deterioration in its credit risk. The Group recognises an allowance based on 12 months ECLs for these financial assets.

The Group considers a financial asset in default when contractual payments are 90 days past due. However, in certain cases, the Group may also consider a financial asset to be in default when internal or external information indicates that the Group is unlikely to receive the outstanding contractual amounts in full before taking into account any credit enhancements held by the Group. A financial asset is written off for these reasons when there is no reasonable expectation of recovering the contractual cash flows.

MAPS 2019-1 Limited

Notes to the financial statements
For the financial year ended 31 March 2021

Statement of accounting policies (continued)

New standards and interpretations adopted during the year

New standards interpreted not yet adopted

Standards issued but not yet effective up to the date of issuance of the Group's consolidated financial statements are listed below. This listing is of standards and interpretations issued, which the Group reasonably expects to be applicable at a future date. The Group intends to adopt those standards when they become effective. The Group is currently assessing the impact of such changes on the consolidated financial statements.

The following amended standards and interpretations are not expected to have a significant impact on the Group's financial statements:

		Effective for annual
		periods beginning on
Amendment		or after
IFRS 16	COVID-19-Rent Related Concessions	1 June 2020
IFRS 9, IAS 39, IFRS 7, IFRS 4 & IFRS 16	Interest Rate Benchmark Reform – Phase 2	1 January 2021
IAS 37	Onerous Contracts – Cost of Fulfilling a Contract	1 January 2022
IFRS	Annual Improvements to IFRS Standards 2018-2020	1 January 2022
IAS 16	Property, Plant and Equipment: Proceeds before Intended Use	1 January 2022
IFRS 3	Reference to the Conceptual Framework	1 January 2022
IFRS 17	Insurance Contracts	1 January 2023
IAS 1	Classification of Liabilities as Current or Non-current	1 January 2023
IFRS 17	Amendments to IFRS 17	1 January 2023

Critical accounting estimates and judgments

The preparation of financial statements according to IFRS may require from the Directors, the use of estimates, assumptions and judgments, which influence the amounts included in the consolidated financial statements. The resulting accounting estimates, assumptions and judgments will, by definition, seldom equal the related actual results. The estimates and assumptions that have significant risk of material adjustment to carrying value of assets within the next financial year include depreciation (residual value) and aircraft and engine valuation.

MAPS 2019-1 Limited

Notes to the financial statements
For the financial year ended 31 March 2021

Statement of accounting policies (continued)

- Aircraft and engine valuation

As discussed in the accounting policy above, aircraft and engines are evaluated for impairment each reporting year or when there are indicators of impairment. This process involves the use of judgements and estimates. Estimates are utilised in determining the value in use and fair value.

Specifically, MAPS Group estimates future lease cashflows, remaining useful lives of the aircraft, discount rate, residual value, redeployment costs and current and future fair values. The estimates and assumptions used are based on historical trends as well as future expectations. For some of these estimates, MAPS utilises the services of independent valuation firms to determine the appropriate values.

MAPS Group has utilised judgement in evaluating whether there are indicators of impairment. In this regard, management relies on legal factors, market conditions and the operational performance of the lease assets.

In addition, MAPS Group has applied judgement in determining the residual value of aircraft and engines. The estimated residual values are based on estimates received from independent appraisers or management's view when supporting transaction data exists. Changes in global and regional economic and political conditions, government regulations, technological changes and other factors could cause us to revise the residual value assumptions. MAPS Group evaluates the appropriateness of these judgements and assessments each reporting year.

MAPS 2019-1 Limited

Notes to the financial statements For the financial year ended 31 March 2021

1 Lease revenue

An analysis of revenue by class of business is as follows:

	Year ended 31 March 2021	Year ended 31 March 2020
	US\$	US\$
Aircraft leasing – operating lease rental receivable	63,514,527	65,568,507
Supplemental rent income	9,216,379	3,281,287
Other income	260,870	959,447
	<u>72,991,776</u>	<u>69,809,241</u>

Supplemental rental income of \$9,216,379 was recognised during the Year (year ended 31 March 2020: \$3,281,287). At the end of a lease term all maintenance deposits are recognised as income as the Statement of Profit or Loss to the extent that they are not refundable to the lessee.

During the Year, the Group did not sell any aircraft (year ended 31 March 2020: no aircraft sold).

Distribution of aircraft leasing revenues by geographic area

Region	Year ended 31 March 2021		Year ended 31 March 2020	
	US\$	%	US\$	%
Emerging Asia/Pacific	23,311,583	37%	27,560,662	42%
Emerging Latin America/Caribbean	13,833,110	22%	12,834,612	19%
Developed Europe	-	0%	456,023	1%
Developed North America	12,859,534	20%	13,457,623	21%
Emerging Europe and Africa/Middle East	13,510,300	21%	11,259,587	17%
	<u>63,514,527</u>		<u>65,568,507</u>	

2 Interest expense

	Year ended 31 March 2021	Year ended 31 March 2020
	US\$	US\$
Interest expense on Series A	12,771,560	13,829,854
Interest expense on Series B	3,644,435	3,832,997
Interest expense on Series C	1,895,645	2,098,576
Amortisation of debt costs	1,011,760	1,011,760
	<u>19,323,400</u>	<u>20,773,187</u>

MAPS 2019-1 Limited

Notes to the financial statements For the financial year ended 31 March 2021

3 Operating expenses	Year ended 31 March 2021	Year ended 31 March 2020
	US\$	US\$
Servicer's and administrative agent's fees	1,293,514	2,016,984
Legal and other professional fees	708,570	784,679
Trustee fees	(18,054)	47,750
Audit and audit related services	100,939	92,404
Liquidity facility fee	143,582	160,075
Maintenance and repairs	2,208,648	1,756,650
Other overheads	15,260,096	1,230,310
	<u>19,697,295</u>	<u>6,088,852</u>

4 Directors' remuneration	Year ended 31 March 2021	Year ended 31 March 2020
	US\$	US\$
In respect of qualifying services is broken down as:		
Fees	150,000	150,000
<i>Other emoluments</i>		
Cash/value of other assets under long term incentive schemes	-	-
	<u>150,000</u>	<u>150,000</u>

MAPS 2019-1 Limited

Notes to the financial statements

For the financial year ended 31 March 2021

5 Tax on loss on ordinary activities

<i>(a) Analysis of tax charge for the year</i>	31 March 2021	31 March 2020
	US\$	US\$
Current tax		
Corporation tax on loss for the year	-	-
Total current tax charge for the year	<u>-</u>	<u>-</u>
Deferred tax		
Other timing differences	723,052	747,224
Total deferred taxation for the year	<u>723,052</u>	<u>747,224</u>

(b) Factors affecting total tax charge for year

The reconciliation of total tax charge on loss on ordinary activities at the standard rate of Irish corporation tax to the Group's total tax charge is analysed as follows:

<i>Total tax reconciliation</i>	31 March	31 March
	2021	2020
	US\$	US\$
Loss before tax	(31,949,316)	(9,675,541)
Irish corporation tax at 12.5%	(3,993,665)	(1,209,443)
<i>Effects of</i>		
Capital allowances in excess of depreciation	4,716,717	1,956,667
Total tax credit for the year	<u>723,052</u>	<u>747,224</u>

(c) Deferred tax

Deferred tax represents the amount of tax recoverable in respect of tax losses available in the current period which are available for carry forward against future taxable profits, temporary timing differences and an excess of capital allowances over accounting depreciation. MAPS Group's deferred tax asset arises due to unrelieved trading losses forward which are available to offset any future taxable income of MAPS Group. At March 31, 2021 there was unrecognised deferred taxation asset in the amount of \$11.3 million. This was not recognised in the financial statements as in the opinion of the Directors, there was considerable uncertainty surrounding the ultimate recoverability of the balance.

The reconciliation of the deferred tax liabilities for 31 March 2021 is as follows:

	31 March	31 March
	2021	2020
	US\$	US\$
<i>Deferred tax liabilities</i>		
Capital allowances in excess of depreciation	(66,816,686)	(62,187,379)
Movement in tax losses carried forward	78,151,043	66,733,316
Deferred tax assets not recognised	<u>(11,334,357)</u>	<u>(5,268,988)</u>
At the end of the year	<u>-</u>	<u>723,052</u>

MAPS 2019-1 Limited

Notes to the financial statements
For the financial year ended 31 March 2021

5 Tax on loss on ordinary activities (continued)

	31 March 2021 US\$	31 March 2020 US\$
<i>Deferred tax liabilities</i>		
At the beginning of the year	723,052	1,470,278
Movement during the year	<u>(723,052)</u>	<u>(747,226)</u>
At the end of the year	<u><u>-</u></u>	<u><u>723,052</u></u>

6 Employees

MAPS Group had no employees during the year.

7 Aircraft

	31 March 2021 Aircraft US\$	31 March 2020 Aircraft US\$
Cost		
Opening balance	764,054,087	758,559,719
Additions	1,100,785	5,494,368
Disposals	-	-
Closing balance	<u>765,154,872</u>	<u>764,054,087</u>
Accumulated Depreciation		
Opening balance	(219,350,143)	(166,727,400)
Charge for the year	(31,816,649)	(33,483,414)
Impairment	(34,103,748)	(19,139,329)
Disposals	-	-
Closing balance	<u>(285,270,540)</u>	<u>(219,350,143)</u>
Net Book Value		
At beginning of year	<u>544,703,944</u>	<u>591,832,320</u>
At end of year	<u>479,884,332</u>	<u>544,703,944</u>

MAPS 2019-1 Limited

Notes to the financial statements For the financial year ended 31 March 2021

7 Aircraft (continued)

As discussed in the statement of accounting policies, the Directors of MAPS undertake a review to determine whether an impairment provision is required in respect of MAPS Group's aircraft. During the Year the Directors, in applying IAS 36 *Impairment of Assets*, have determined that an impairment provision is required. In considering whether impairment exists the Directors used inputs for current market values from third party appraisers to assess current market value and to assess value-in-use and have estimated future cash flows from the asset discounted at a rate of 6.50%. Based on this review, the Directors believe that an impairment charge of \$34,103,748 on six aircraft is required for the Year (year ended 31 March 2020: \$19,139,329). Aircraft are pledged as security for the Groups obligations under the loans.

8 Subsidiary companies

MAPS had the following subsidiary companies as at 31 March 2021:

Name	Country of incorporation	Business	% of shares held
RISE Aviation 1 (Ireland) Limited	Ireland	Aircraft leasing and sub-leasing	100%
RISE Aviation 2 (Ireland) Limited	Ireland	Aircraft leasing and sub-leasing	100%
RISE Aviation 3 (Ireland) Limited	Ireland	Aircraft leasing and sub-leasing	100%
MAPS 2019-1 USA LLC	USA	Dormant	100%

9 Cash and cash equivalents

	31 March 2021	31 March 2020
	US\$	US\$
Cash	659	357
Restricted cash	17,080,165	21,165,877
	<u>17,080,824</u>	<u>21,166,234</u>

Substantially all of the cash and cash equivalents of MAPS Group at 31 March 2021 was held as restricted cash for specific purposes under the terms of the Amended and Restated Intercreditor Agreement.

MAPS 2019-1 Limited

Notes to the financial statements For the financial year ended 31 March 2021

10 Trade and other receivables	31 March 2021	31 March 2020
	US\$	US\$
Prepayments	284,240	165,032
Amount owed from lessees	25,135,013	8,219,932
Expected credit loss	(14,688,420)	(679,522)
Accrued income	414,822	-
Other Assets	260	118,660
VAT Recoverable	17,527	159,187
	<u>11,163,442</u>	<u>7,983,289</u>

All trade and other receivables are classified as current assets.

MAPS's trade receivables are secured by security deposits, letters of credit and maintenance reserves that MAPS holds on behalf of its customers. At 31 March 2021, MAPS held letters of credit in the amount of \$3,428,384 (31 March 2020: \$8,062,136) and maintenance letters of credit in the amount of \$nil (31 March 2020: \$nil).

The impact of IFRS 9 and the impairment of trade receivables is outlined in Note 17.

11 Share capital

	31 March 2021	31 March 2020
	US\$	US\$
<i>Authorised</i>		
10 ordinary shares of \$1 each	<u>10</u>	<u>10</u>
<i>Issued and unpaid</i>		
10 ordinary shares of \$1 each	<u>10</u>	<u>10</u>

10 \$1 shares of MAPS issued and held in Trust with Codan Trust Company Limited.

The shares were held in trust. The share capital is unpaid and receivable as at 31 March 2021.

The holders of the ordinary shares in MAPS have all power and full voting rights as permitted under the applicable Company Laws.

MAPS 2019-1 Limited

Notes to the financial statements
For the financial year ended 31 March 2021

12 Trade and other payables	31 March 2021	31 March 2020
	US\$	US\$
<i>Current</i>		
Accrued expenses and other liabilities comprise:		
Deferred income	-	5,161,179
Rents prepaid	-	497,809
Maintenance reserves	-	13,212,957
Security deposits	-	210,000
Accrued expenses	789,373	924,405
Accrued interest on Notes	744,287	785,181
	<u>1,533,660</u>	<u>20,791,531</u>
<i>Non-current</i>		
	31 March 2021	31 March 2020
	US\$	US\$
Maintenance reserves	74,312,312	67,559,180
Security deposits	5,842,268	6,159,268
Accrued interest on M2 Interest	-	-
Accrued interest on E Certificate	-	-
	<u>80,154,580</u>	<u>73,718,448</u>

13 Loans and borrowings

(a) *Principal*

As part of a refinancing of its debt obligations, MAPS issued Series A (\$325,675,000), Series B (\$72,372,000) Series C (\$31,017,000) Notes along with an E Note (\$160,000,000) on 15 March 2019.

The Notes are limited recourse obligations of MAPS.

The Series A Notes bear interest at a fixed rate of 4.458%, the Series B Note bear interest at a fixed rate of 5.560% and the Series C Notes bear interest at a fixed rate of 7.385%. There is no interest rate attached to the E Note.

The Notes have a final legal maturity date of 15 March 2044.

The Notes issued by MAPS in March 2019 constitute direct obligations of MAPS. In order to secure the repayment of the Notes and the payment and performance of all obligations of MAPS and each of its subsidiaries, MAPS and each of its subsidiaries has entered into a Security Trust Agreement with the Security Trustee, Deutsche Bank Trust Company, as regards all Secured Obligations.

MAPS 2019-1 Limited

Notes to the financial statements
For the financial year ended 31 March 2021

13 Loans and borrowings (continued)

	Nominal amount	Paydown to date	Interest capitalised	31 March 2021
Refinancing	US\$	US\$	US\$	US\$
Series A Notes	325,675,000	(50,246,320)	-	275,428,680
Series B Notes	72,372,000	(6,844,486)	-	65,527,514
Series C Notes	31,017,000	(5,635,929)	901,350	26,282,421
E Note	160,000,000	(12,189,243)	-	147,810,757
	<u>589,064,000</u>	<u>(74,915,978)</u>	<u>901,350</u>	<u>515,049,372</u>
E Note discount				(5,888,565)
Debt issuance costs				(5,012,561)
				<u>504,148,246</u>

Repayments of the refinanced principal commenced in April 2019. The repayment of principal of the Loans is dependent upon the cash available at each monthly determination date and is governed by the priority of payments set out in the Amended and Restated Intercreditor Agreement.

(b) Interest

The Series A Notes bear interest at a fixed rate of 4.458%, the Series B Note bear interest at a fixed rate of 5.560% and the Series C Notes bear interest at a fixed rate of 7.385%.

There is no fixed interest rate on the E Note. The E Note earns interest based on any residual amounts after payment of secured obligations in accordance with the Amended and Restated Intercreditor Agreement. Excess cash in the waterfall is to be paid to the E Note holder who ranks lowest on the priority of payments.

(c) Debt maturity

The repayment terms of the Series A Notes, Series B Notes, Series C Notes and E Note are such that certain principal amounts are expected to be repaid on certain dates based on certain assumptions made at the time of their issue (the “**Expected Final Payment Dates**”) or refinanced through the issue of new notes by specified Expected Final Payment Dates but in any event are ultimately due for repayment on specified final maturity dates (the “**Final Maturity Dates**”).

MAPS 2019-1 Limited

Notes to the financial statements
For the financial year ended 31 March 2021

13 Loans and borrowings (continued)

The Expected Final Payment Dates, Final Maturity Dates, Outstanding Principal Balance and interest rates applicable to each class of Notes outstanding at 31 March 2021 are set out below:

<u>Class of Notes</u>	<u>Interest Rate</u>	<u>US\$ 31 March 2021</u>	<u>Final Maturity Date</u>
Series A	4.458%	275,428,680	15/03/2044
Series B	5.560%	65,527,514	15/03/2044
Series C	7.385%	26,282,421	15/03/2044
E Note	N/A	147,810,757	15/03/2044

The Expected Final Payment Dates, Final Maturity Dates, Outstanding Principal Balance and interest rates applicable to each class of Notes outstanding at 31 March 2020 are set out below:

<u>Class of Notes</u>	<u>Interest Rate</u>	<u>US\$ 31 March 2020</u>	<u>Final Maturity Date</u>
Series A	4.458%	297,021,154	15/03/2044
Series B	5.560%	66,004,498	15/03/2044
Series C	7.385%	26,178,537	15/03/2044
E Note	N/A	147,810,757	15/03/2044

14 Related Parties

Key management personnel are those persons having authority and responsibility for planning, directing and controlling the activities of the entity, directly or indirectly, including any Director of that entity. Key management personnel for MAPS are the board of Directors, Merx Aviation Services Limited and GE Capital Aviation Services Limited (“GECAS”).

MAPS considers Merx Aviation Finance, LLC and its subsidiaries, and the board of Directors as related parties.

MAPS 2019-1 Limited

Notes to the financial statements For the financial year ended 31 March 2021

14 Related Parties (continued)

Merx Aviation Services Limited has acted as Servicer to MAPS Group from 15 May 2018. In addition to managing MAPS Group's aircraft, Merx Aviation Services Limited manages aircraft owned by itself and other third parties. During the year MAPS had the following transactions with Merx Aviation Services Limited as Servicer:

Servicing fees	31 March 2021	31 March 2020
	US\$	US\$
Opening balance	117,367	122,349
Servicing fees	1,116,408	1,888,216
Payments	(1,173,293)	(1,893,198)
	<u>60,482</u>	<u>117,367</u>

Merx Aviation Finance Assets Ireland Limited, the E Note holders, are also deemed to be a related party. During the year there were no payments made on the E Note (year ended 31 March 2020: \$12,189,243).

There were no other related party transactions during the year.

15 Lease commitments

MAPS Group had contracted to receive the following minimum cash lease rentals under the Aircraft Specific Lease Agreements entered into with the lessees:

	31 March	31 March
	2021	2020
	US\$	US\$
Less than one year	55,981,953	62,145,636
From one to two years	54,110,366	59,504,101
From two to three years	48,130,610	53,653,272
From three to four years	36,736,195	48,031,487
Thereafter	64,599,999	81,472,296
	<u>259,559,123</u>	<u>304,806,792</u>

16 Commitments and contingent liabilities

MAPS Group has no long-term contracts other than those with its service providers and lessees. MAPS Group has no contingent liabilities at March 31, 2021.

MAPS 2019-1 Limited

Notes to the financial statements For the financial year ended 31 March 2021

17 Financial risk management

The Group has exposure to the following financial risks:

- Credit risk
- Market risk
- Liquidity risk

a) Credit risk

Credit risk is the risk of financial loss to MAPS Group if a customer or counterparty to a financial instrument fails to meet its contractual obligations.

MAPS Group operates as a supplier to airlines. The airline industry is cyclical, economically sensitive and highly competitive. MAPS Group's ability to succeed is dependent on the financial strength of the airlines it leases to and their ability to react to and cope with the volatile competitive environment in which they operate. If a contracted lessee experiences financial difficulties this may result in defaults or the early termination of the lease. The Directors mitigate this risk by collecting deposits and/or maintenance reserves, putting in place appropriate settlement conditions in the event of default or early termination of the lease by the Lessees, as detailed in the lease agreements. MAPS Group monitors the performance of the Lessees on an ongoing basis.

MAPS Group manages its exposure to credit risk by placing all cash with Deutsche Bank and AIB, recognised financial institutions. At year end a total of USD 17.1 million was held in bank accounts with Deutsche Bank and AIB.

The S&P credit ratings of Deutsche Bank are as follows:

Long Term BBB+
Short Term A-2

The maximum exposure of the Group's financial assets to credit risk is USD 42.2 million.

	31 March 2021	31 March 2020
	US\$	US\$
Cash Equivalents	659	357
Amount owed from lessees	25,135,013	8,219,932
Restricted cash	17,080,165	21,165,877
	<u>42,215,837</u>	<u>29,386,166</u>

MAPS 2019-1 Limited

Notes to the financial statements For the financial year ended 31 March 2021

17 Financial risk management (continued)

Expected Credit Losses

In accordance with IFRS 9 and the approach outlined in the accounting policies, an ECL was calculated. There were six lessees with an ECL in excess of its security deposit held. An expected credit loss of \$14,688,420 (31 March 2020: two lessees with an ECL of \$679,522) was recognized to cover these lessees.

b) Market risk

Market risk is the risk that changes in market prices, such as foreign exchange rates and interest rates will affect MAPS Group's income or the value of its holding of financial instruments.

Currency risk

The functional currency of the industry is predominantly USD. MAPS Group manages its exposure to currency risk by effectively matching its lease revenue and its loan expenses to the functional currency.

Currency risk is the risk that the fair value or future cash flows of a financial instrument will fluctuate because of changes in foreign exchange rates. MAPS Group manages its exposure to currency risk by effectively matching its foreign currency assets and liabilities.

MAPS Group's exposure to currency risk as at 31 March 2021 is not significant.

Interest rate risk

The Group manages its exposure to interest rate risk by fixing the rate of interest on its financial liabilities (Series A, Series B, Series C). There is no interest rate attached to the E Note.

The Group's exposure to interest rate risk as at 31 March 2021 is not considered material.

c) Liquidity risk

Liquidity risk is the risk that MAPS Group will not be able to meet its financial obligations as they fall due. MAPS Group's approach in managing liquidity is to seek to match the cash inflows on lease receivables with the cash outflows on loan payables.

MAPS Group is funding a significant part of its operations with debt financing. The ability of MAPS Group to continue in operation will be dependent upon its continued adherence to its payment obligations and other covenant requirements under the respective Loan agreements, which are dependent upon the factors outlined above.

The loans constitute direct, limited recourse obligations of MAPS Group.

MAPS 2019-1 Limited

Notes to the financial statements For the financial year ended 31 March 2021

17 Financial risk management (continued)

The table below shows the undiscounted cash flows of the Groups' financial liabilities as at 31 March 2021:

31 March 2021 Financial Liabilities					Total	Total
	< 1 year	1 - 2 years	2 - 5 years	> than 5 years	contractual cash flows	carrying value
	US\$	US\$	US\$	US\$	US\$	US\$
Loans payable*	50,481,521	36,221,999	108,303,610	314,153,677	509,160,807	509,160,807
Loan interest payable	744,287	-	-	-	744,287	744,287
Security deposits	-	1,080,000	3,037,268	1,725,000	5,842,268	5,842,268
Maintenance reserves	-	10,204,061	59,419,605	4,688,645	74,312,311	74,312,312
Trade payables and accrued expenses	789,373	-	-	-	789,373	789,373
Total	52,015,181	47,506,060	170,760,483	320,567,322	590,849,046	590,849,047

The table below shows the undiscounted cash flows of the Groups' financial liabilities as at 31 March 2020:

31 March 2020 Financial Liabilities					Total	Total
	< 1 year	1 - 2 years	2 - 5 years	> than 5 years	contractual cash flows	carrying value
	US\$	US\$	US\$	US\$	US\$	US\$
Loans payable*	36,221,999	36,225,096	108,669,094	355,898,757	537,014,946	537,014,946
Loan interest payable	785,181	-	-	-	785,181	785,181
Security deposits	210,000	-	4,227,268	1,932,000	6,369,268	6,369,268
Maintenance reserves	13,212,957	1,631,936	44,860,349	21,066,895	80,772,137	80,772,137
Trade payables and accrued expenses	924,405	-	-	-	924,405	924,405
Total	68,585,672	54,065,297	195,533,022	409,938,952	728,122,944	625,865,937

* Contractual cash consisting of principal on the Series A loans, Series B loans, Series C and E Note.

Credit Facilities:

Under the terms of the Revolving Credit Agreement dated 15 March 2019, Credit Agricole Corporate and Investment Bank (the Liquidity Facility Provider) has provided a credit facility to MAPS of up to US\$11.9 million which may be drawn upon, subject to certain conditions, to pay interest on the Series A Notes and Series B Notes and Certain Other Expenses. Upon each drawing under the Credit Facility, MAPS will be required to reimburse the Liquidity Facility Provider for the amount of such drawing, plus the applicable interest, in accordance with the priority of payments specified in the Amended and Restated Intercreditor Agreement. No amount was drawn on the liquidity facility at year end.

MAPS 2019-1 Limited

Notes to the financial statements For the financial year ended 31 March 2021

18 Fair value estimation

Under IFRS 13, *Fair Value Measurement*, the fair value of a financial asset and liability is the amount at which it could be exchanged in an arm's length transaction between informed and willing parties, other than in a forced sale or liquidation.

The carrying value of cash and cash equivalents, restricted cash balances, trade receivables and trade payables are assumed to approximate their fair values.

MAPS Group measures fair values using the following fair value hierarchy that reflects the significance of the inputs used in making the measurements:

- Level 1: quoted prices (unadjusted) in active markets for identical assets or liabilities
- Level 2: inputs other than quoted prices included within Level 1 that are observable for the asset or liability, either directly (i.e. as prices) or indirectly (i.e. derived from prices).
- Level 3: inputs for the asset or liability that are not based on observable market data (unobservable outputs).

31 March 2021	Fair Value			Carrying Amount USD
	Level 1	Level 2	Level 3	
Financial Assets	USD	USD	USD	
Other receivables	-	17,787	-	17,787
Trade receivables	-	10,446,593	-	10,446,593
Cash and cash equivalents	-	659	-	659
Restricted cash	-	17,080,165	-	17,080,165
Total	-	27,545,204	-	27,545,204

31 March 2021	Fair Value			Carrying Amount USD
	Level 1	Level 2	Level 3	
Financial Liabilities	USD	USD	USD	
Note payables	-	478,638,508	-	509,160,807
Security deposits	-	5,842,268	-	5,842,268
Maintenance reserves	-	74,312,312	-	74,312,312
Accrued interest	-	744,287	-	744,287
Other payables	-	789,373	-	789,373
Total	-	560,326,748	-	590,849,047

MAPS 2019-1 Limited

Notes to the financial statements
For the financial year ended 31 March 2021

18 Fair value estimation (continued)

31 March 2020	Fair Value			Carrying Amount USD
	Level 1	Level 2	Level 3	
Financial Assets	USD	USD	USD	
Other receivables	-	277,847	-	277,847
Trade receivables	-	7,540,410	-	7,540,410
Cash and cash equivalents	-	357	-	357
Restricted cash	-	21,165,877	-	21,165,877
Total	-	28,984,491	-	28,984,491

31 March 2020	Fair Value			Carrying Amount USD
	Level 1	Level 2	Level 3	
Financial Liabilities	USD	USD	USD	
Note payables	-	494,785,120	-	531,175,435
Security deposits	-	6,369,268	-	6,369,268
Maintenance reserves	-	80,772,137	-	80,772,137
Accrued interest	-	785,181	-	785,181
Other payables	-	924,405	-	924,405
Total	-	583,636,111	-	619,767,372

19 Subsequent events

While MAPS Group cannot currently reasonably estimate the extent to which the COVID-19 pandemic and measures taken to contain its spread will ultimately impact our business, MAPS Group believes the airline industry will eventually recover and aircraft travel will return to historical levels over the long term. MAPS Group is well positioned to offer solutions for airlines, through methods such as changes in lease agreements and terms. As the COVID-19 pandemic and efforts to mitigate its spread continue, MAPS Group expect the business, results of operations and financial condition to be negatively impacted. MAPS Group have considered a number of potential outcomes. Depending on the severity and longevity of the COVID-19 pandemic, the related efforts taken to reduce its spread, and the possibility of a resurgence of COVID-19, the COVID-19 pandemic could have a material, adverse impact on future revenue growth, liquidity and cash flow. After examining the available cash flow projections and resources available to the Group, the Directors believe that the Group will operate as a going concern for the twelve months from the date of approval of these financial statements.

20 Approval of financial statements

The Directors of MAPS approved the financial statements on 29 June 2021.